
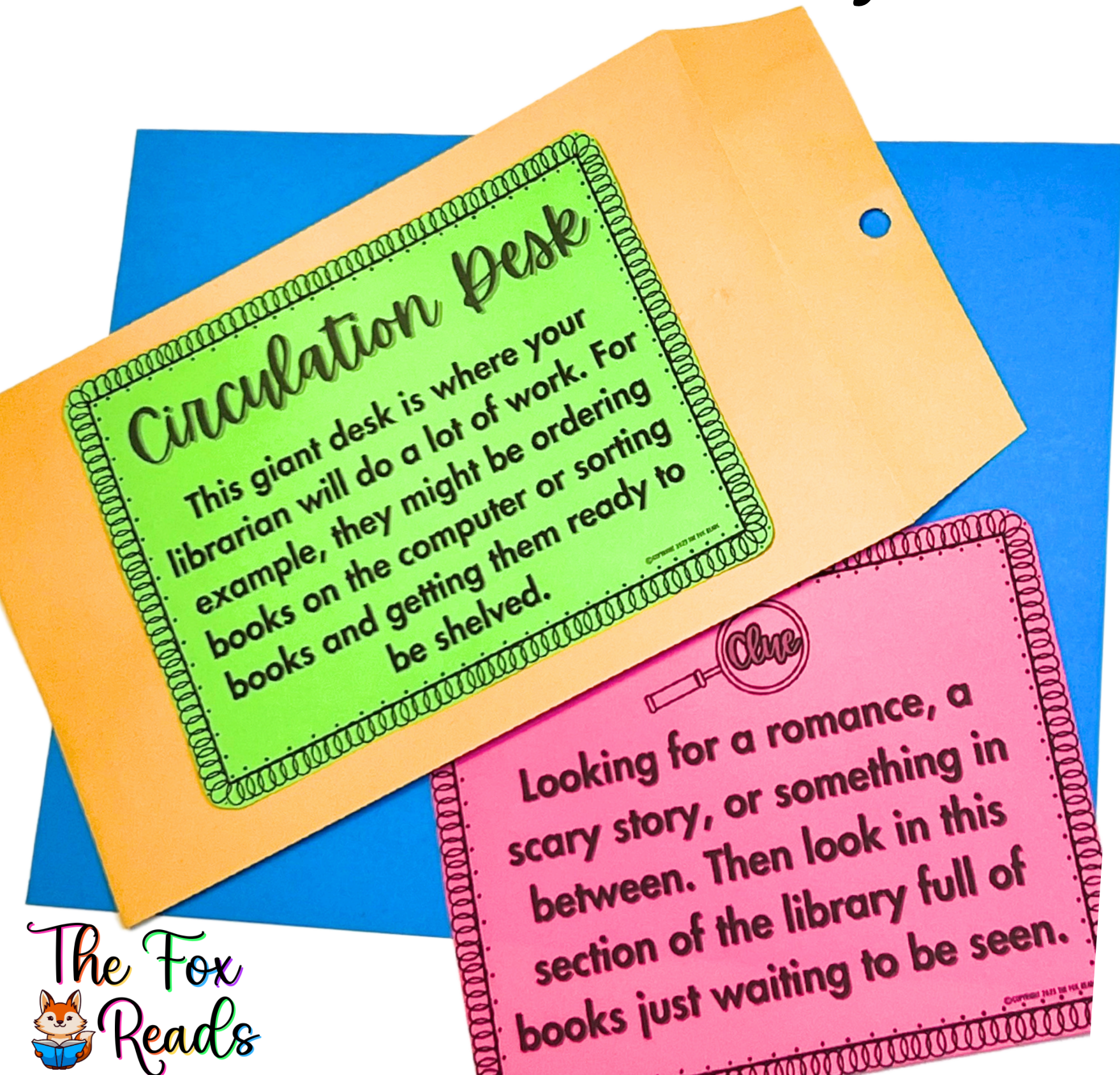


# Library Orientation Scavenger Hunt

Secondary Library Orientation Activity



**Middle & High  
School**




Checkout how to use this resource in your class or library!

# **Think About It...**

- **Want to make your library orientation more engaging but don't know how?**
- **Looking for a way to make your library fun and welcoming, but short on ideas?**
- **Then try this library orientation activity and have fun with your students while helping them get to know your library from day one.**

# What's Included

- 10 riddle cards with common library spaces
- 10 answer cards that help propel scavenger hunt forward
- Teacher Tips for implementation
- Color & Black and White Version included



# More Info...

- Print 'n Go version and editable cards to allow for more customization for your unique space
- Includes student worksheet and answer key




**Answer Key**

Team Members: \_\_\_\_\_

You and your team will work together to solve the clues a different part of the library. Once there you will find the front of an envelope. Write down the answer on the envelope for your next clue. Be sure to put the clue back in the spot where you found it for the next group. When you have written down the answers in the correct location turn this page over to the librarian.

Clue #1:	<u>Checkout Station</u>	Clue #1:	<u>Map</u>
Clue #2:	<u>Book Drop</u>	Clue #2:	<u>Circulation</u>
Clue #3:	<u>Online Catalog</u>	Clue #3:	_____
Clue #4:	<u>Fiction Section</u>	Clue #4:	_____
Clue #5:	<u>Biography Section</u>	Clue #5:	_____
Clue #6:	<u>Nonfiction Section</u>	Clue #6:	_____



**Team Answer S**


Team Members: \_\_\_\_\_

You and your team will work together to solve the clues a different part of the library. Once there you will find the front of an envelope. Write down the answer on the envelope for your next clue. Be sure to put the clue back in the spot where you found it for the next group. When you have written down the answers in the correct location turn this page into the librarian.

Clue #1:	_____	Clue #1:	_____
Clue #2:	_____	Clue #2:	_____
Clue #3:	_____	Clue #3:	_____
Clue #4:	_____	Clue #4:	_____
Clue #5:	_____	Clue #5:	_____
Clue #6:	_____	Clue #6:	_____

# Ideal For...

- Teacher librarians who want to start the year off by making the library fun and welcoming
- Teacher librarians who want to get their students up and engaged



Looking for a romance, a scary story, or something in between. Then look in this rary full of to be seen.



This section of the library has books with LOTS of pictures. Dav Pilkey and Raina Telgemeier live on these shelves where words and images make some very

# More Resources You May Enjoy

Make the library fun & welcoming from the very first lesson

## Library Orientation BUNDLE

Library Orientation GAME

ESCAPE ROOM


Intro basic concepts & library ideas

Library Expecta Put away yo cellphones

Task 3.

Task 4: fles

Grades 6-9th



## Library Orientation ESCAPE ROOM

The Fox Reads

Intro basic concepts & library ideas

Start Here

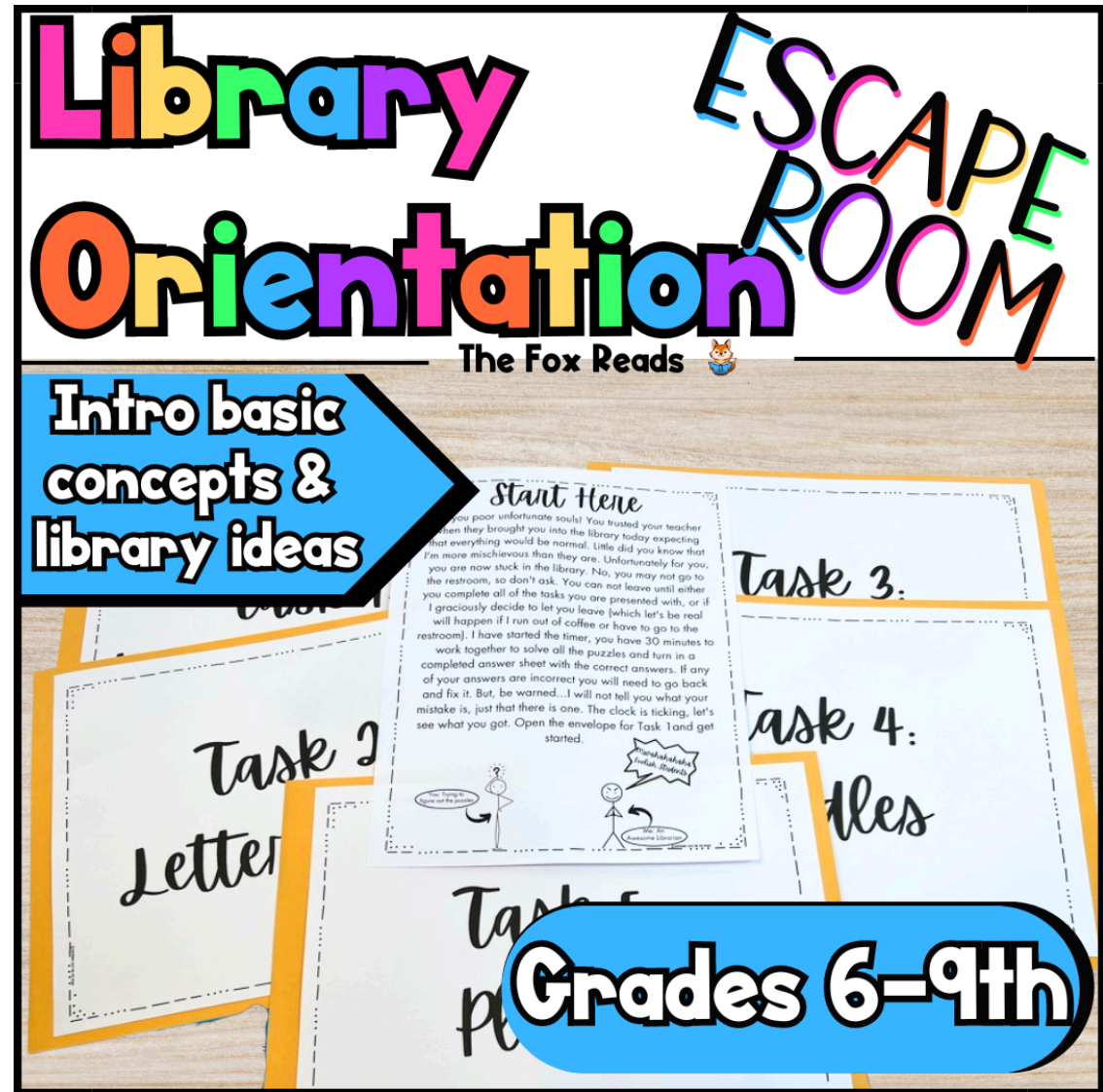
Task 3.

Task 4: fles

Task 5: pl

Task 2 Letter

Grades 6-9th



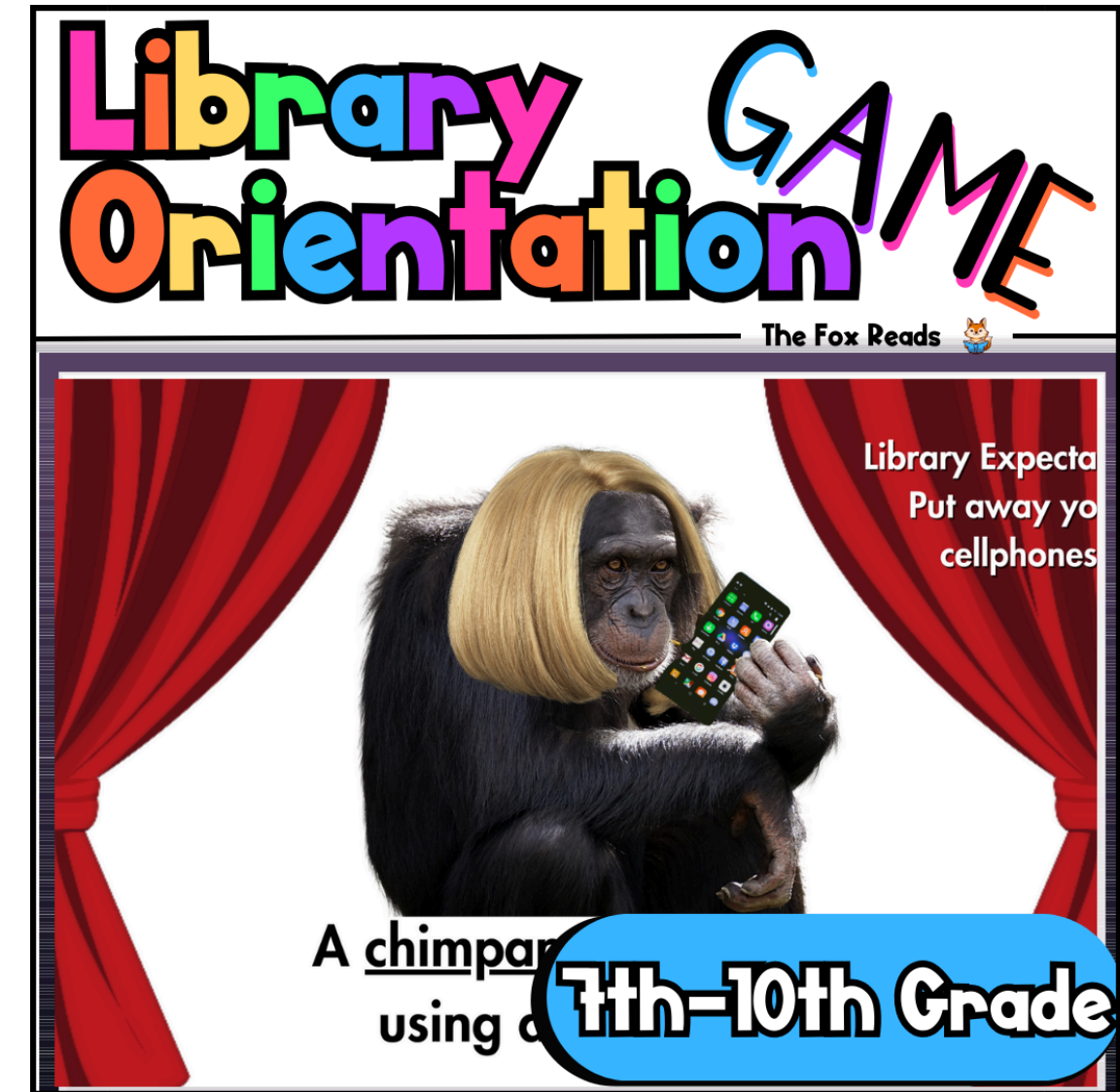
## Library Orientation GAME

The Fox Reads

Library Expecta Put away yo cellphones

A chimpan using a

7th-10th Grade



# Let's Connect!



Hi! I'm Rebeca, a middle school librarian from Texas. I try hard to make sure that my library is a welcoming, inviting, and fun place for students and staff alike to learn. I firmly believe that building and maintaining strong relationships is one of, if not the most, important thing you can do to ensure you, your library, and your classroom are successful.

Follow my store by clicking my logo, or check me out on social media.



[thefoxreads@gmail.com](mailto:thefoxreads@gmail.com)



[@the.fox.reads](https://www.instagram.com/the.fox.reads)



[@thefoxreads](https://www.tiktok.com/@thefoxreads)